

TC United Navy B05

Thurston County United

Lacey, WA

B05 total strength=786

attack=1.09 defense=0.84

fall league = PSPL WSPL 2 U13

spr league = Spr PSPL - '05 Super 2 - West U

notes= Wilson 2016

alt names used:

TC United B05 Navy-Wilson

TC United B05 Navy - Wilson

TC United B05 Navy-Wilson

THURSTON COUNTY UNITED TC UNITED B05

Venues played:

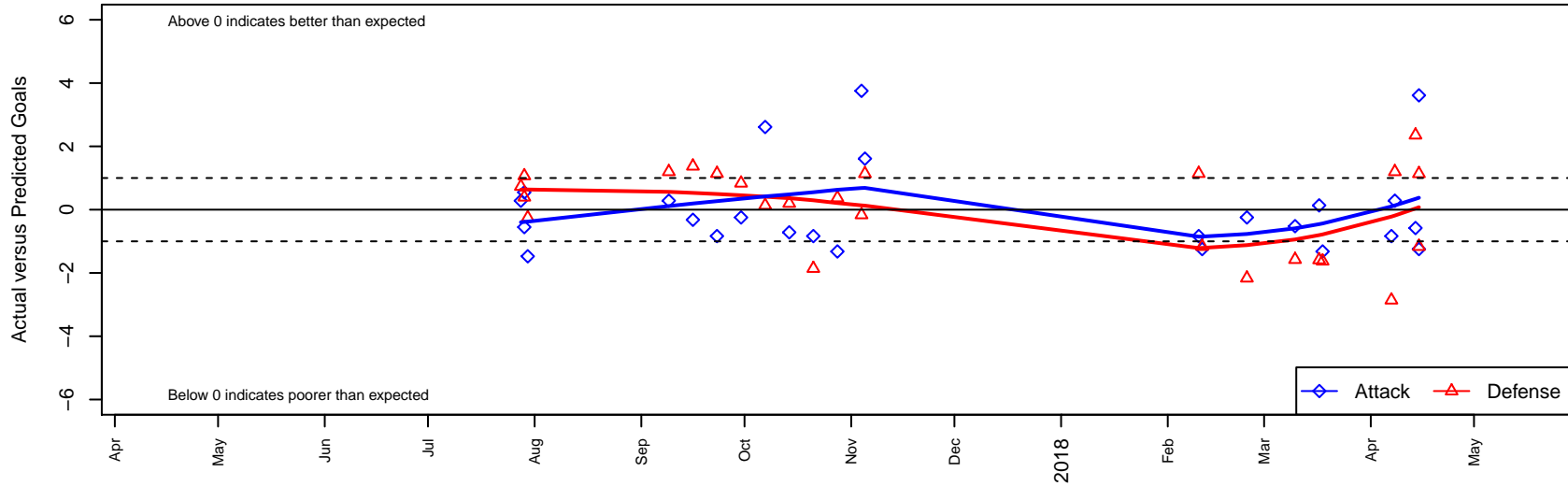
2017 Crossfire Select U13 Silver

2017 PSPL WSPL 2 U13

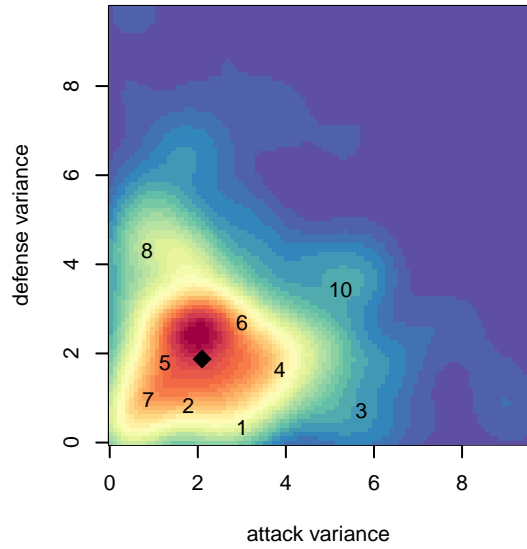
2017 Spr PSPL - '05 Super 2 - West U13

2017 WA Cup U13 Silver U13

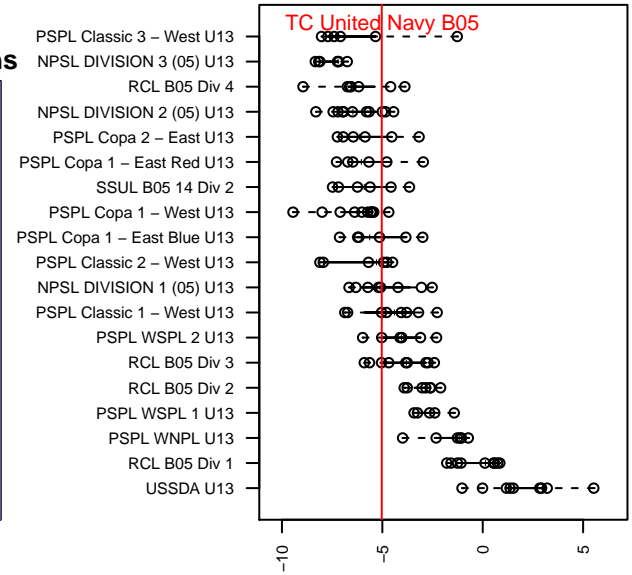
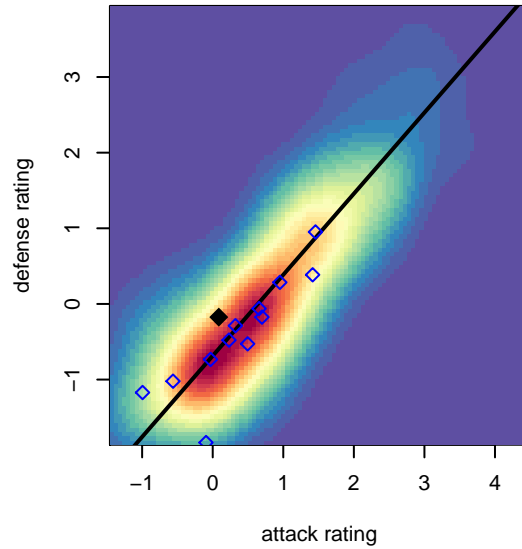
TC United Navy B05
Dots are actual minus expected GF (blue circles) and GA (red triangles).
Blue line is smoothed change in attack strength. Red is smoothed change in defense strength.



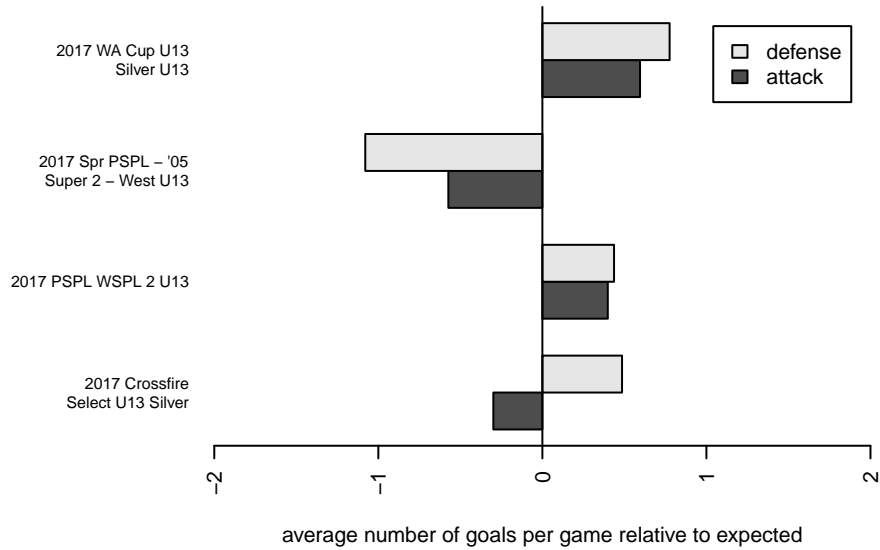
**attack and defense variance (black dot)
relative to other teams
and top 10 in region**



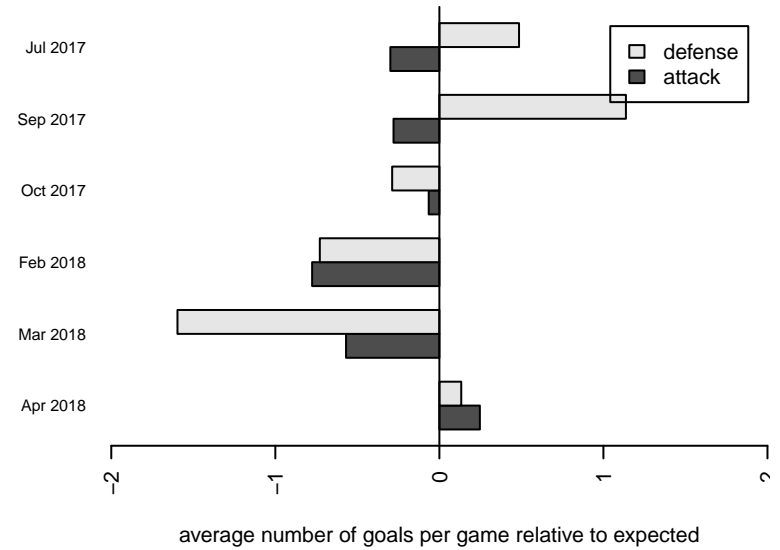
**attack and defense rating
relative to others at age
and all opponents in last 13 months**



Performance relative to 13 month average



Performance relative to 13 month average



date	home		away		venue	pred.home	pred.away
2018-04-15	TC United Navy B05	6	FPSC Fury Black B05	0	2017 WA Cup U13 Silver U13	2.39	1.14
2018-04-15	RSA Elite B05	3	TC United Navy B05	0	2017 WA Cup U13 Silver U13	1.84	1.25
2018-04-14	LWPFC White Arapaimas B05	0	TC United Navy B05	1	2017 WA Cup U13 Silver U13	2.36	1.58
2018-04-08	TC United Navy B05	1	NPSA Titans Navy B05	2	2017 Spr PSPL – '05 Super 2 – West U13	0.72	3.20
2018-04-07	Emerald City FC Green B05	7	TC United Navy B05	0	2017 Spr PSPL – '05 Super 2 – West U13	4.14	0.84
2018-03-18	TC United Navy B05	0	Highline Premier Heat Blue B05	4	2017 Spr PSPL – '05 Super 2 – West U13	1.32	2.37
2018-03-17	Eclipse FC Eclipse B06	3	TC United Navy B05	2	2017 Spr PSPL – '05 Super 2 – West U13	1.41	1.86
2018-03-10	Seattle Celtic Green B05	6	TC United Navy B05	0	2017 Spr PSPL – '05 Super 2 – West U13	4.42	0.52
2018-02-24	TC United Navy B05	1	RSA Elite B05	4	2017 Spr PSPL – '05 Super 2 – West U13	1.25	1.84
2018-02-11	RSA Elite B05	3	TC United Navy B05	0	2017 Spr PSPL – '05 Super 2 – West U13	1.84	1.25
2018-02-10	TC United Navy B05	0	Emerald City FC Green B05	3	2017 Spr PSPL – '05 Super 2 – West U13	0.84	4.14
2017-11-05	TC United Navy B05	4	FPSC Fury Black B05	0	2017 PSPL WSPL 2 U13	2.39	1.14
2017-11-04	RSA Elite B05	2	TC United Navy B05	5	2017 PSPL WSPL 2 U13	1.84	1.25
2017-10-28	TC United Navy B05	0	Highline Premier Heat Blue B05	2	2017 PSPL WSPL 2 U13	1.32	2.37
2017-10-21	Emerald City FC Green B05	6	TC United Navy B05	0	2017 PSPL WSPL 2 U13	4.14	0.84
2017-10-14	TC United Navy B05	0	NPSA Titans Navy B05	3	2017 PSPL WSPL 2 U13	0.72	3.20
2017-10-07	FPSC Fury Black B05	1	TC United Navy B05	5	2017 PSPL WSPL 2 U13	1.14	2.39
2017-09-30	TC United Navy B05	1	RSA Elite B05	1	2017 PSPL WSPL 2 U13	1.25	1.84
2017-09-23	TC United Navy B05	0	Emerald City FC Green B05	3	2017 PSPL WSPL 2 U13	0.84	4.14
2017-09-16	Highline Premier Heat Blue B05	1	TC United Navy B05	1	2017 PSPL WSPL 2 U13	2.37	1.32
2017-09-09	NPSA Titans Navy B05	2	TC United Navy B05	1	2017 PSPL WSPL 2 U13	3.20	0.72
2017-07-30	TC United Navy B05	0	Seattle United Shoreline Blue B05	2	2017 Crossfire Select U13 Silver	1.47	1.75
2017-07-29	TC United Navy B05	4	SGESC Fusion B05	0	2017 Crossfire Select U13 Silver	3.45	0.39
2017-07-29	TC United Navy B05	6	South Whidbey Tsunami B05	0	2017 Crossfire Select U13 Silver	6.55	1.07
2017-07-28	Whatcom Rangers White B05	0	TC United Navy B05	3	2017 Crossfire Select U13 Silver	0.73	2.72